


FINANCIAL DIARY



RESERVE BANK OF INDIA

Rural Planning and Credit Department

Central Office, Mumbai

January 2013



Reserve Bank of India

The contents of this diary has been developed by Reserve Bank of India, Rural Planning and Credit Department, Central Office, Mumbai for distribution during financial literacy camps organized by Financial Literacy Centres and all the rural branches of the country at monthly intervals. The Financial Diary is also available at www.rbi.org.in.

Written By: Sushma Vij & Geetha Nair
Illustrations by: R.N. Rahate

First Edition - January 2013

Published by
Reserve Bank of India
Rural Planning and Credit Department
10th Floor, Central Office Building,
Shaheed Bhagat Singh Marg,
Fort, Mumbai- 400001

Copyright
Reproduction is permitted provided the source is acknowledged.

Personal Information

FULL NAME : -----

ADDRESS : -----

CITY/DISTRICT: -----

PINCODE: -----

RES TEL: -----

MOBILE: -----

Savings Bank Account details

Date of opening : -----

Bank : -----

Branch : -----

BC : -----

Facilities availed : (Please Tick)

- Recurring Deposit, Fixed Deposit
- Overdraft , KCC, GCC
- Remittance, EBT
- Micro Insurance
- Micro Pension
- Others

Calendar for Year 2013

JANUARY 2013

SUN	MON	TUE	WED	THU	FRI	SAT
		1	2	3	4	5
6	7	8	9	10	11	12
13	14	15	16	17	18	19
20	21	22	23	24	25	26
27	28	29	30	31		

FEBRUARY 2013

SUN	MON	TUE	WED	THU	FRI	SAT
					1	2
3	4	5	6	7	8	9
10	11	12	13	14	15	16
17	18	19	20	21	22	23
24	25	26	27	28		

MARCH 2013

SUN	MON	TUE	WED	THU	FRI	SAT
31					1	2
3	4	5	6	7	8	9
10	11	12	13	14	15	16
17	18	19	20	21	22	23
24	25	26	27	28	29	30

APRIL 2013

SUN	MON	TUE	WED	THU	FRI	SAT
	1	2	3	4	5	6
7	8	9	10	11	12	13
14	15	16	17	18	19	20
21	22	23	24	25	26	27
28	29	30				

MAY 2013

SUN	MON	TUE	WED	THU	FRI	SAT
			1	2	3	4
5	6	7	8	9	10	11
12	13	14	15	16	17	18
19	20	21	22	23	24	25
26	27	28	29	30	31	

JUNE 2013

SUN	MON	TUE	WED	THU	FRI	SAT
30						1
2	3	4	5	6	7	8
9	10	11	12	13	14	15
16	17	18	19	20	21	22
23	24	25	26	27	28	29

JULY 2013

SUN	MON	TUE	WED	THU	FRI	SAT
	1	2	3	4	5	6
7	8	9	10	11	12	13
14	15	16	17	18	19	20
21	22	23	24	25	26	27
28	29	30	31			

AUGUST 2013

SUN	MON	TUE	WED	THU	FRI	SAT
				1	2	3
4	5	6	7	8	9	10
11	12	13	14	15	16	17
18	19	20	21	22	23	24
25	26	27	28	29	30	31

SEPTEMBER 2013

SUN	MON	TUE	WED	THU	FRI	SAT
1	2	3	4	5	6	7
8	9	10	11	12	13	14
15	16	17	18	19	20	21
22	23	24	25	26	27	28
29	30					

OCTOBER 2013

SUN	MON	TUE	WED	THU	FRI	SAT
		1	2	3	4	5
6	7	8	9	10	11	12
13	14	15	16	17	18	19
20	21	22	23	24	25	26
27	28	29	30	31		

NOVEMBER 2013

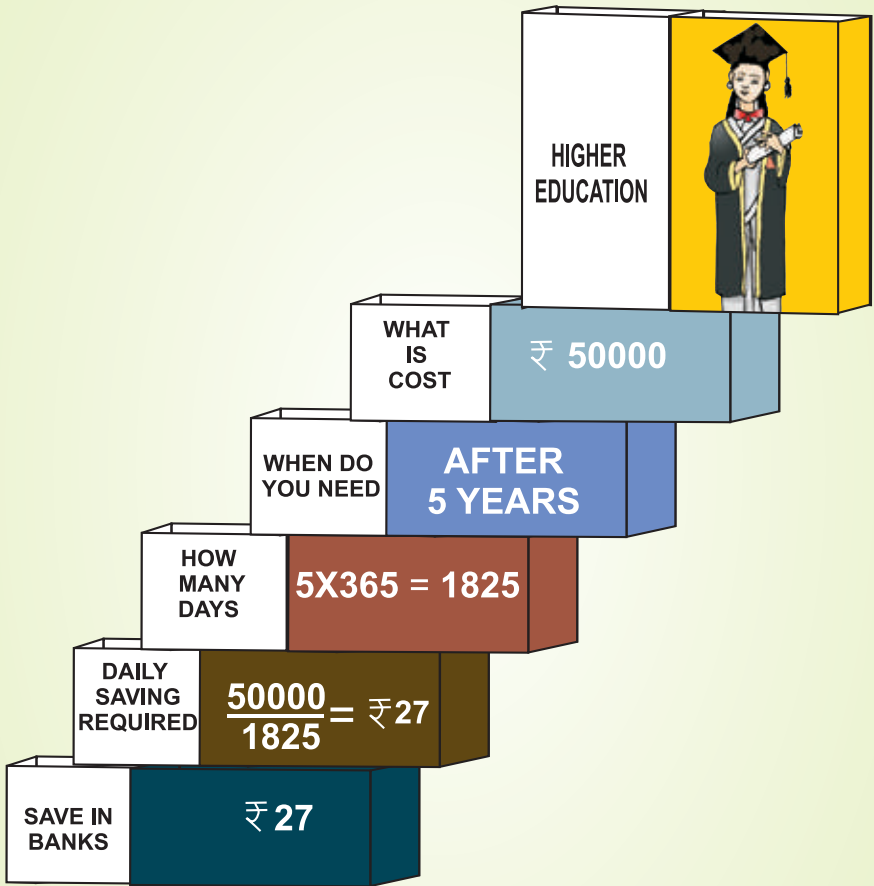
SUN	MON	TUE	WED	THU	FRI	SAT
					1	2
3	4	5	6	7	8	9
10	11	12	13	14	15	16
17	18	19	20	21	22	23
24	25	26	27	28	29	30

DECEMBER 2013

SUN	MON	TUE	WED	THU	FRI	SAT
1	2	3	4	5	6	7
8	9	10	11	12	13	14
15	16	17	18	19	20	21
22	23	24	25	26	27	28
29	30	31				






HOUSEHOLD MEMBERS DETAILS

SR	NAME	AGE	RELATIONSHIP	OCCUPATION	MONTHLY INCOME
1.					
2.					
3.					
4.					
5.					
6.					
7.					
8.					
9.					
10.					



**ACHIEVE YOUR GOAL WITH
FINANCIAL PLANNING**

Set your Goals

SR		Needs	Money required	When?	No. of days	Saving per day
1.		Bicycle	₹1500	3 months	$30 \times 3 = 90$	₹ 1500/90 = ₹ 17
2.		Sewing Machine	₹5000	5 months	$30 \times 5 = 150$	₹ 5000/150 = ₹ 33
3.		Farm tools	₹3600	6 months	$30 \times 6 = 180$	₹ 3600/180 = ₹ 20
4.		Cattle	₹10000	1 year	$365 \times 1 = 365$	₹ 10000/365 = ₹ 27
5.		Small Shop	₹20000	2 years	$365 \times 2 = 730$	₹ 20000/730 = ₹ 27
6.		Higher Education	₹50000	5 Years	$365 \times 5 = 1825$	₹ 30000/1825 = ₹ 27
7.		Marriage of Daughter	₹80000	10years	$365 \times 10 = 3650$	₹ 80000/3650 = ₹ 22
8.		Own house	₹100000	15 Years	$365 \times 15 = 5475$	₹ 100000/5475 = ₹ 18
9.		Secure Old Age	₹300000	25Years	$365 \times 25 = 9125$	₹ 300000/9125 = ₹ 33
10.						
11.						
12.						
13.						
14.						
15.						
TOTAL DAILY SAVINGS REQUIRED						₹ 224



GAMBLING



LUXURIOUS GOODS



MARRIAGE



SICKNESS



CLOTHES



FOOD



HOUSE



EDUCATION



NATURAL CALAMITIES



PILGRIMAGE



TOBACCO



ALCOHOL



UNDERSTAND YOUR EXPENSES

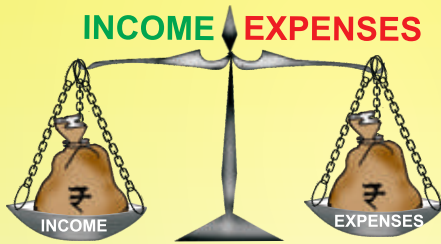
Monthly Summary

Income : Month 1

SR	Source /Member	Week1	Week2	Week3	Week4	Week5	Total
i.	Self						
ii.	Spouse						
iii.							
iv.							
1. Total Income							
2. Loans taken							
3. Total inflow= 1+2							

Expenses : Month 1

SR	Source /Member	Week1	Week2	Week3	Week4	Week5	Total
i.							
ii.							
iii.							
iv.							
v.							
vi.							
vii.							
4. Total Expenses							
5. Loan Repaid							
6. Total Outflow = 4+5							
SURPLUS = 3-6							
SHORTAGE= 6-3							



DO NOT SPEND MORE THAN YOUR INCOME

Monthly Summary

Income : Month 2

SR	Source /Member	Week1	Week2	Week3	Week4	Week5	Total
i.	Self						
ii.	Spouse						
iii.							
iv.							
1. Total Income							
2. Loans taken							
3. Total inflow= 1+2							

Expenses : Month 2

SR	Source /Member	Week1	Week2	Week3	Week4	Week5	Total
i.							
ii.							
iii.							
iv.							
v.							
vi.							
vii.							
4. Total Expenses							
5. Loan Repaid							
6. Total Outflow = 4+5							
SURPLUS = 3-6							
SHORTAGE= 6-3							



PLUG NON ESSENTIAL EXPENSES

&

INCREASE YOUR SAVINGS


Monthly Summary

Income : Month 3

SR	Source /Member	Week1	Week2	Week3	Week4	Week5	Total
i.	Self						
ii.	Spouse						
iii.							
iv.							
1. Total Income							
2. Loans taken							
3. Total inflow= 1+2							

Expenses : Month 3

SR	Source /Member	Week1	Week2	Week3	Week4	Week5	Total
i.							
ii.							
iii.							
iv.							
v.							
vi.							
vii.							
4. Total Expenses							
5. Loan Repaid							
6. Total Outflow = 4+5							
SURPLUS = 3-6							
SHORTAGE= 6-3							



ALCOHOL



GAMBLING



TOBACCO



FESTIVAL



PILGRIMAGE



LUXURIOUS GOODS



HOUSE



EDUCATION



FOOD CLOTHES



NEEDS ARE LIMITED - SPEND

WANTS ARE UNLIMITED - REDUCE

VICES ARE RISKY - AVOID

THINK TWICE BEFORE SPENDING

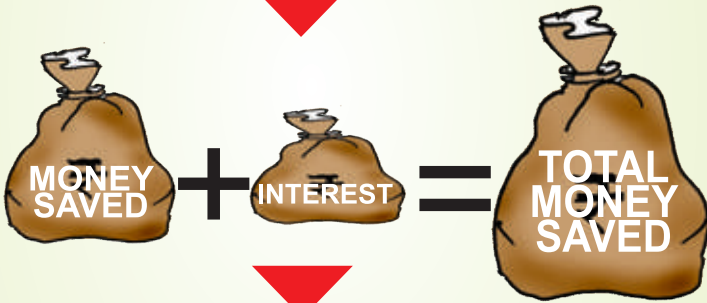
Monthly Summary

Income : Month 4

SR	Source /Member	Week1	Week2	Week3	Week4	Week5	Total
i.	Self						
ii.	Spouse						
iii.							
iv.							
1. Total Income							
2. Loans taken							
3. Total inflow= 1+2							

Expenses : Month 4

SR	Source /Member	Week1	Week2	Week3	Week4	Week5	Total
i.							
ii.							
iii.							
iv.							
v.							
vi.							
vii.							
4. Total Expenses							
5. Loan Repaid							
6. Total Outflow = 4+5							
SURPLUS = 3-6							
SHORTAGE= 6-3							



SPEND YOUR OWN MONEY



EDUCATION



BUSINESS

THE LESS YOU SPEND, THE MORE YOU CAN SAVE

Monthly Summary

Income : Month 5

SR	Source /Member	Week1	Week2	Week3	Week4	Week5	Total
i.	Self						
ii.	Spouse						
iii.							
iv.							
1. Total Income							
2. Loans taken							
3. Total inflow= 1+2							

Expenses : Month 5

SR	Source /Member	Week1	Week2	Week3	Week4	Week5	Total
i.							
ii.							
iii.							
iv.							
v.							
vi.							
vii.							
4. Total Expenses							
5. Loan Repaid							
6. Total Outflow = 4+5							
SURPLUS = 3-6							
SHORTAGE= 6-3							



**DO NOT LOSE YOUR HARD EARNED MONEY,
ALWAYS SAVE IN A BANK ACCOUNT**

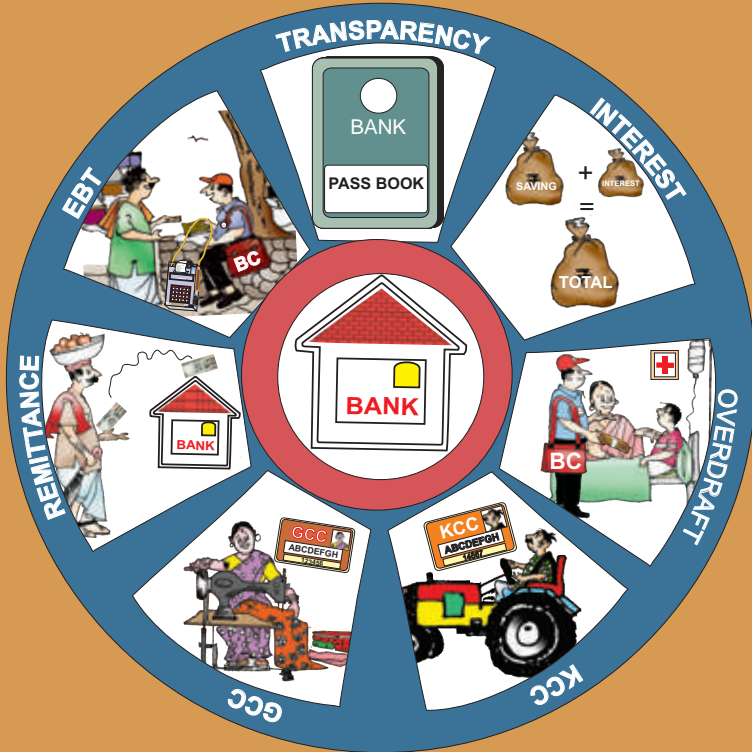
Monthly Summary

Income : Month 6

SR	Source /Member	Week1	Week2	Week3	Week4	Week5	Total
i.	Self						
ii.	Spouse						
iii.							
iv.							
1. Total Income							
2. Loans taken							
3. Total inflow= 1+2							

Expenses : Month 6

SR	Source /Member	Week1	Week2	Week3	Week4	Week5	Total
i.							
ii.							
iii.							
iv.							
v.							
vi.							
vii.							
4. Total Expenses							
5. Loan Repaid							
6. Total Outflow = 4+5							
SURPLUS = 3-6							
SHORTAGE= 6-3							



**SAVING ACCOUNT IN A BANK IS THE KEY
TO ALL OTHER SERVICES**

Monthly Summary

Income : Month 7

SR	Source /Member	Week1	Week2	Week3	Week4	Week5	Total
i.	Self						
ii.	Spouse						
iii.							
iv.							
1. Total Income							
2. Loans taken							
3. Total inflow= 1+2							

Expenses : Month 7

SR	Source /Member	Week1	Week2	Week3	Week4	Week5	Total
i.							
ii.							
iii.							
iv.							
v.							
vi.							
vii.							
4. Total Expenses							
5. Loan Repaid							
6. Total Outflow = 4+5							
SURPLUS = 3-6							
SHORTAGE= 6-3							



BANK IS NOW AVAILABLE AT YOUR DOOR STEP


Monthly Summary

Income : Month 8

SR	Source /Member	Week1	Week2	Week3	Week4	Week5	Total
i.	Self						
ii.	Spouse						
iii.							
iv.							
1. Total Income							
2. Loans taken							
3. Total inflow= 1+2							

Expenses : Month 8

SR	Source /Member	Week1	Week2	Week3	Week4	Week5	Total
i.							
ii.							
iii.							
iv.							
v.							
vi.							
vii.							
4. Total Expenses							
5. Loan Repaid							
6. Total Outflow = 4+5							
SURPLUS = 3-6							
SHORTAGE= 6-3							



**MANAGE YOUR DEBT OTHERWISE
DEBT WILL DAMAGE YOU**

Monthly Summary

Income : Month 9

SR	Source /Member	Week1	Week2	Week3	Week4	Week5	Total
i.	Self						
ii.	Spouse						
iii.							
iv.							
1. Total Income							
2. Loans taken							
3. Total inflow= 1+2							

Expenses : Month 9

SR	Source /Member	Week1	Week2	Week3	Week4	Week5	Total
i.							
ii.							
iii.							
iv.							
v.							
vi.							
vii.							
4. Total Expenses							
5. Loan Repaid							
6. Total Outflow = 4+5							
SURPLUS = 3-6							
SHORTAGE= 6-3							

BORROW FOR



**BORROW TO UNDERTAKE AN ACTIVITY
WHICH ENHANCES YOUR INCOME**

Monthly Summary


Income : Month 10

SR	Source /Member	Week1	Week2	Week3	Week4	Week5	Total
i.	Self						
ii.	Spouse						
iii.							
iv.							
1. Total Income							
2. Loans taken							
3. Total inflow= 1+2							

Expenses : Month 10

SR	Source /Member	Week1	Week2	Week3	Week4	Week5	Total
i.							
ii.							
iii.							
iv.							
v.							
vi.							
vii.							
4. Total Expenses							
5. Loan Repaid							
6. Total Outflow = 4+5							
SURPLUS = 3-6							
SHORTAGE= 6-3							

MONEY LENDER



BANK




**BANKS ARE TRANSPARENT
AND CHARGE LESS INTEREST**

Income : Month 11

SR	Source /Member	Week1	Week2	Week3	Week4	Week5	Total
i.	Self						
ii.	Spouse						
iii.							
iv.							
1. Total Income							
2. Loans taken							
3. Total inflow= 1+2							

Expenses : Month 11

SR	Source /Member	Week1	Week2	Week3	Week4	Week5	Total
i.							
ii.							
iii.							
iv.							
v.							
vi.							
vii.							
4. Total Expenses							
5. Loan Repaid							
6. Total Outflow = 4+5							
SURPLUS = 3-6							
SHORTAGE= 6-3							



A BANK MEETS ALL YOUR REQUIREMENTS

Income : Month 12

SR	Source /Member	Week1	Week2	Week3	Week4	Week5	Total
i.	Self						
ii.	Spouse						
iii.							
iv.							
1. Total Income							
2. Loans taken							
3. Total inflow= 1+2							

Expenses : Month 12

SR	Source /Member	Week1	Week2	Week3	Week4	Week5	Total
i.							
ii.							
iii.							
iv.							
v.							
vi.							
vii.							
4. Total Expenses							
5. Loan Repaid							
6. Total Outflow = 4+5							
SURPLUS = 3-6							
SHORTAGE= 6-3							

Yearly Summary

Month	Inflow	Outflow	Surplus	Shortage
1.				
2.				
3.				
4.				
5.				
6.				
7.				
8.				
9.				
10.				
11.				
12.				
TOTAL				



Reserve Bank of India

Disclaimer

Financial education initiatives of the Reserve Bank of India are for providing general information and guidance to the common person. The concepts of banking explained in the publication are only for easy understanding of people and do not give legal or technical explanations. Users of this information may exercise their own care and judgement while using it. Every effort has been made to avoid errors or omission in this publication. Nevertheless, any mistake, error or discrepancy noted may be brought to the notice at address mentioned therein, which shall be rectified in the next edition. It is notified that the publisher will not be responsible for any damage or loss to anyone, of any kind, in any manner from use of this material.

Step into a Bank, Step out of Poverty

.. NOW



THEN



RESERVE BANK OF INDIA